



**J THOMAS & COMPANY PRIVATE LIMITED**  
KOLKATA MARKET SYNOPSIS - SALE 24 (2026 - 27)

CTC
<b>Market Report</b>
· Good demand
· Improved sorts sold at dearer rates.
· Remainder irregular.
<b>Buying Analysis</b>
· Major blenders: Operated
· Western India: Active
· Exporters : Good support
Orthodox
<b>Market Report</b>
· Good demand
· Well made improved quality Whole Leaf and Brokens firm around last levels. Remainder Whole Leaf and Brokens sold irregularly lower following quality.
· Cleaner Secondaries sold around last while browner stalkier sorts sold irregularly lower. Leafy fannings sold around last levels.
<b>Buying Analysis</b>
· Middle East : Active
· CIS: Good Support

DUST
<b>Market Report</b>
· Good demand.
· Improved liquoring Assams appreciated.
· Remainder irregular around last.
<b>Buying Analysis</b>
· Hindustan Unilever : Operated <span style="float:right">TCPL: Selective</span>
· Western India : Active
· Other Packeteers: Good Support
Darjeeling
<b>Market Report</b>
· Fair demand
· . . Whole leaf grades sold between Rs 500-550, with some pre secondnf lush teas sold upto Rs 800/- Balance teas witnessed outlots due to negligible enquiry from buyers. Plain whole leaf sold between Rs 400-450/- . Broken and fannings also saw withdrawals with only earlier greenish sorts sold in line with quality.
· Exporters: Selective Local and other Internal: Some enquiry Major Blenders- Very selective

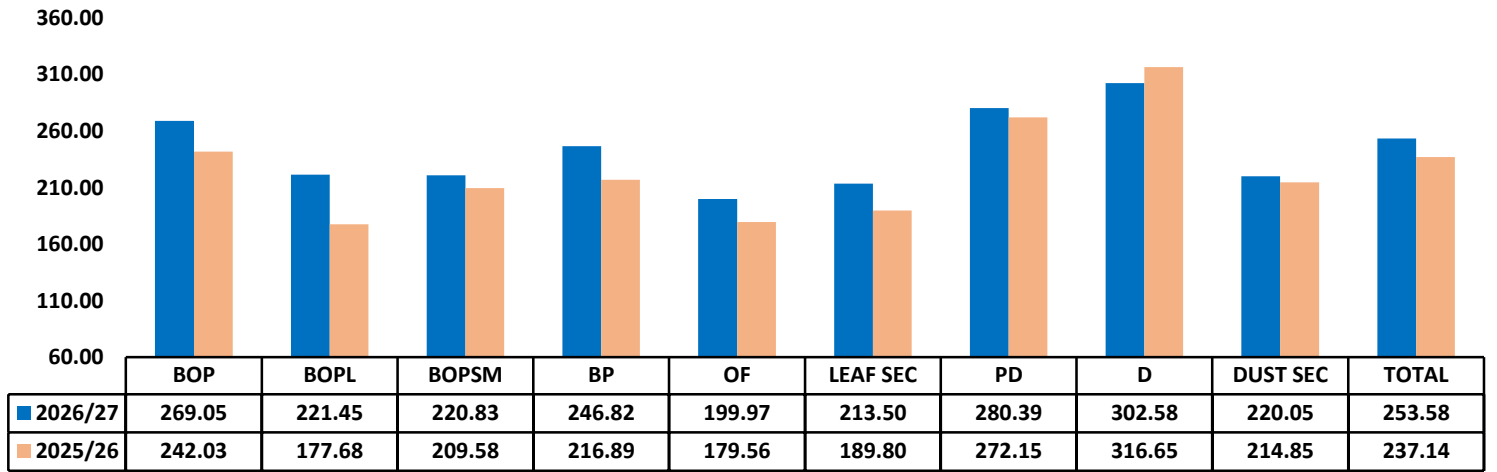
### AUCTION AVERAGES

	2026/27			2025/26			UP TO SALE 24		
	SALE 24	SALE 23	+/-	SALE 24	SALE 23	+/-	2026/27	2025/26	2024/25
CTC LEAF	255.09	243.32	11.77	242.06	228.20	13.86	244.26	220.00	240.11
DUST	266.52	255.74	10.78	294.88	273.42	21.46	271.65	271.35	240.36
TOTAL	258.79	247.83	10.96	260.55	243.85	16.71	253.58	237.14	240.20
ORTHODOX	311.24	308.46	2.78	316.86	322.16	-5.30	323.69	316.34	294.27
DARJEELING	510.00	528.26	-18.27	435.29	473.42	-38.14	682.72	585.45	476.57
ALL TEAS	280.16	273.31	6.86	284.27	278.67	5.60	282.57	271.14	263.20

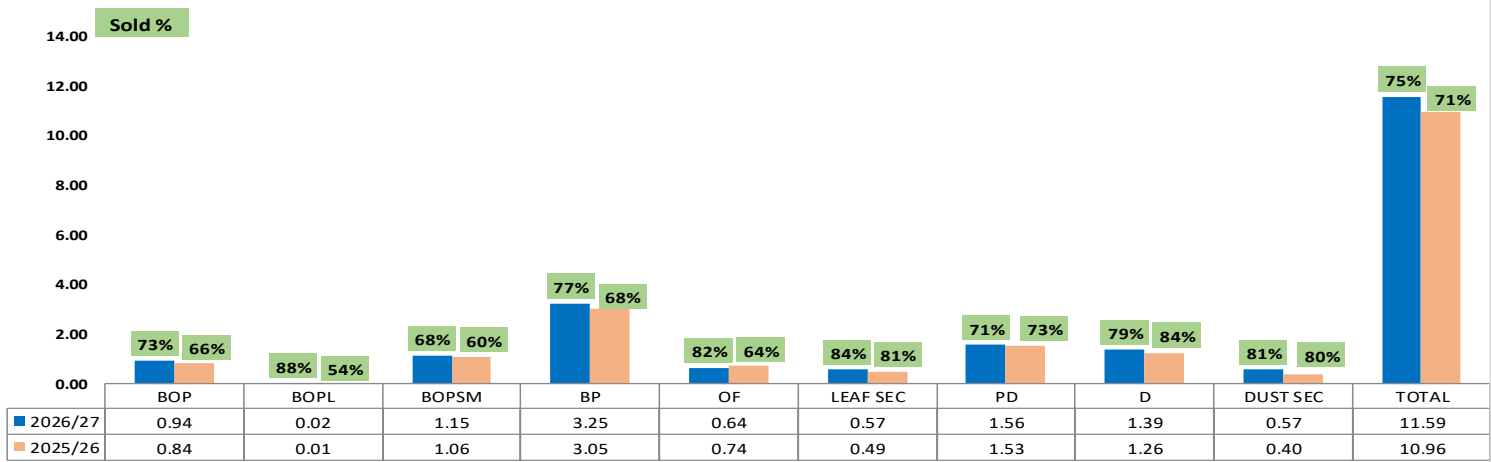
### KOLKATA AUCTION AVERAGES

SALE	20	21	22	23	24	25
CTC LEAF	2026/27	262.76	248.31	236.85	243.32	255.09
	2025/26	210.88	217.31	217.50	228.20	252.73
DUST	2026/27	288.10	273.17	260.73	255.74	266.52
	2025/26	279.07	263.52	271.03	273.42	292.66
TOTAL	2026/27	271.74	256.69	244.71	247.83	258.79
	2025/26	232.58	235.18	235.93	243.85	265.83
ORTHODOX	2026/27	352.55	328.01	314.86	308.46	311.24
	2025/26	323.40	304.84	309.28	322.16	269.40
DARJEELING	2026/27	761.49	663.14	623.12	528.26	510.00
	2025/26	807.21	592.53	527.64	473.42	418.34

### Kolkata Gradewise Averages CTC Leaf / Dust Upto Sale 24



### Kolkata Gradewise Sold Quantity (M. Kgs) CTC Leaf / Dust Upto Sale 24



## KOLKATA GRADEWISE ORTHODOX AVARAGES UPTO SALE 24

GRADE	2026 - 27		2025 - 26		GRADE	2026 - 27		2025 - 26	
	QTY.	AVG	QTY.	AVG		QTY.	AVG	QTY.	AVG
<b>TGFOP1</b>	248169.1	444.88	309773.2	437.03	<b>GFBOP</b>	326599.1	334.67	469087.4	331.22
<b>TGFOP</b>	600344.2	414.09	670547.9	399.86	<b>GBOP</b>	582446.7	324.91	669038.0	300.21
<b>GFOP</b>	387081.7	370.73	380436.4	372.93	<b>BPS</b>	359665.5	389.05	271428.1	375.83
<b>FOP</b>	323492.4	281.69	432848.0	296.74	<b>GBOP1/FBOP1</b>	638832.2	212.69	706253.5	212.34
<b>FBOP</b>	1059897.6	365.61	940218.2	346.47	<b>BOPF/GOF/FOF</b>	435580.1	203.26	444818.6	188.92

OFFER / SOLD QUANTITY & AVERAGE PRICE CTC / DUST												
	THIS SALE				LAST SALE				TO DATE			
	OFFERED	SOLD	AVG.	OUT %	OFFERED	SOLD	AVG.	OUT %	OFFERED	SOLD	AVG.	OUT %
BROKENS	12,77,198	10,06,968	259.53	21%	11,02,558	7,22,982	247.05	34%	75,04,843	55,58,475	245.50	26%
FANNINGS	3,55,757	2,61,317	256.59	27%	3,01,874	2,12,491	252.23	30%	20,37,037	15,11,893	251.32	26%
LEAF SEC.	1,56,205	1,27,775	217.00	18%	1,41,683	1,16,247	203.82	18%	6,80,709	5,72,719	213.50	16%
LEAF TOTAL	17,89,159.6	13,96,061.3	255.09	22%	15,46,114.8	10,51,719.5	243.32	32%	1,02,22,588.8	76,43,087.3	244.26	25%
DUST	7,64,158	5,46,160	277.70	29%	6,66,117	4,66,804	272.10	30%	44,72,722	33,73,322	280.39	25%
DUST SEC.	1,55,741	1,22,252	216.58	22%	1,57,728	1,32,567	198.14	16%	7,01,403	5,71,427	220.05	19%
DUST TOTAL	9,19,899.4	6,68,411.4	266.52	27%	8,23,845.0	5,99,371.6	255.74	27%	51,74,125.3	39,44,748.7	271.65	24%
TOTAL	27,09,059.0	20,64,472.7	258.79	24%	23,69,959.8	16,51,091.1	247.83	30%	1,53,96,714.1	1,15,87,836.0	253.58	25%

OFFER / SOLD QUANTITY & AVERAGE PRICE ORTHODOX												
WHOLE LEAF	5,84,107	4,76,382	337.17	18%	4,82,616	3,90,727	340.86	19%	30,99,854	26,12,838	356.29	16%
BROKENS	5,46,272	5,06,882	348.61	7%	4,47,959	3,89,279	347.24	13%	30,39,481	27,68,159	352.26	9%
FANNINGS	93,916	90,396	193.98	4%	95,984	83,028	187.88	13%	5,41,156	4,84,005	199.13	11%
SECONDARY	1,87,404	1,73,898	192.24	7%	1,91,823	1,52,881	192.35	20%	10,21,811	8,81,620	205.78	14%
ORTH. TOTAL	14,11,698.2	12,47,559.2	311.24	12%	12,18,380.9	10,15,914.4	308.46	17%	77,02,303.3	67,46,622.0	323.69	12%

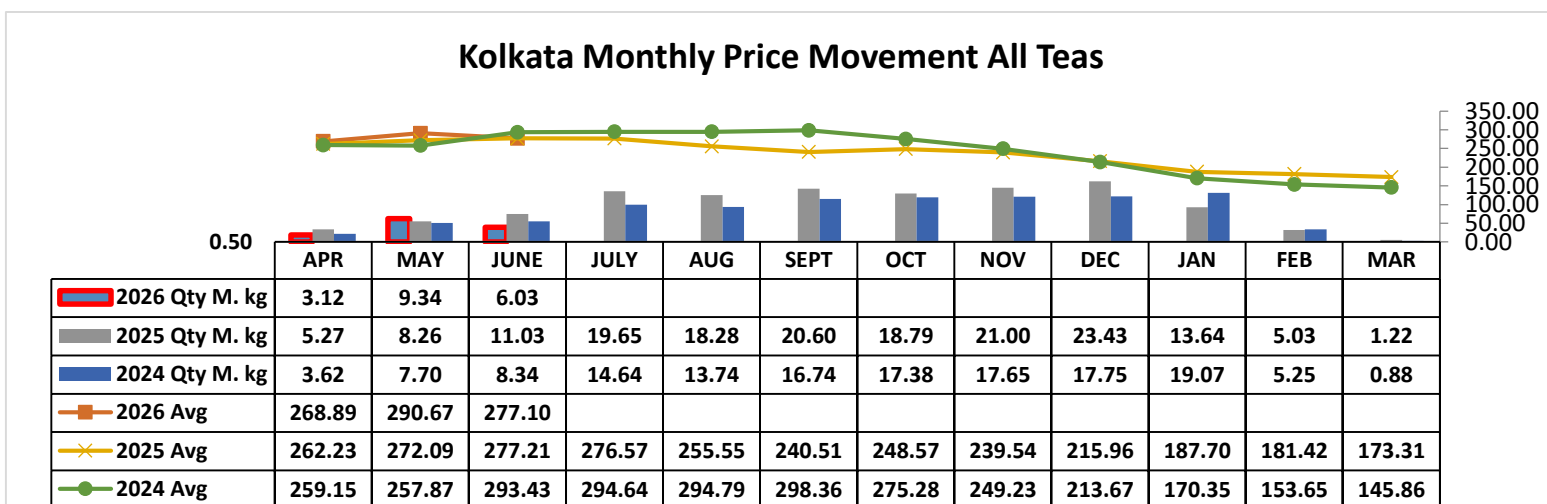
OFFER / SOLD QUANTITY & AVERAGE PRICE DARJEELING												
WHOLE LEAF	35,715	16,821	598.47	53%	41,071	16,073	613.96	61%	1,77,043	96,192	836.58	46%
BROKENS	17,312	4,044	326.38	77%	12,574	5,027	360.50	60%	58,477	25,356	434.03	57%
FANNINGS	23,341	2,426	202.57	90%	17,728	3,828	388.78	78%	74,268	24,703	338.84	67%
DARJ. TOTAL	76,368.5	23,290.3	510.00	70%	71,373.7	24,928.7	528.26	65%	3,09,788.1	1,46,250.5	682.72	53%

OFFER / SOLD QUANTITY & AVERAGE PRICE												
CTC	THIS SALE				LAST SALE				TO DATE			
	OFFERED	SOLD	AVG.	OUT %	OFFERED	SOLD	AVG.	OUT %	OFFERED	SOLD	AVG.	OUT %
2026-27	1789159.6	1396061.3	255.09	22%	1546114.8	1051719.5	243.32	32%	10222588.8	7643087.3	244.26	25%
2025-26	1467522.7	1110059.7	242.06	24%	1230913.5	817980.6	228.20	34%	10823039.3	7299696.3	220.00	33%
DUST	OFFERED	SOLD	AVG.	OUT %	OFFERED	SOLD	AVG.	OUT %	OFFERED	SOLD	AVG.	OUT %
2026-27	919899.4	668411.4	266.52	27%	823845.0	599371.6	255.74	27%	5174125.3	3944748.7	271.65	24%
2025-26	731250.2	598249.5	294.88	18%	557313.4	432863.3	273.42	22%	4617735.2	3658425.3	271.35	21%
ORTHODOX	OFFERED	SOLD	AVG.	OUT %	OFFERED	SOLD	AVG.	OUT %	OFFERED	SOLD	AVG.	OUT %
2026-27	1411698.2	1247559.2	311.24	12%	1218380.9	1015914.4	308.46	17%	7702303.3	6746622.0	323.69	12%
2025-26	1198580.7	1057699.3	316.86	12%	962530.9	885971.2	322.16	8%	7954320.3	7211143.8	316.34	9%
DARJEELING	OFFERED	SOLD	AVG.	OUT %	OFFERED	SOLD	AVG.	OUT %	OFFERED	SOLD	AVG.	OUT %
2026-27	76368.5	23290.3	510.00	70%	71373.7	24928.7	528.26	65%	309788.1	146250.5	682.72	53%
2025-26	61122.6	40099.0	435.29	34%	43564.3	25811.8	473.42	41%	236352.0	148444.4	585.45	37%
TOTAL	OFFERED	SOLD	AVG.	OUT %	OFFERED	SOLD	AVG.	OUT %	OFFERED	SOLD	AVG.	OUT %
2026-27	4197125.6	3335322.2	280.16	21%	3659714.4	2691934.2	273.31	26%	23408805.4	18480708.4	282.57	21%
2025-26	3458476.2	2806107.5	284.27	19%	2794322.1	2162626.9	278.67	23%	23631446.9	18317709.7	271.14	22%

PRICE RANGE	CTC LEAF					DUST				
% OF TEAS SOLD	2026/27		UP TO SALE 24			2026/27		UP TO SALE 24		
	SALE 24	SALE 23	2026/27	2025/26	2024/25	SALE 24	SALE 23	2026/27	2025/26	2024/25
	BELOW 160	20.38	22.52	20.80	31.34	26.50	10.12	8.63	8.63	15.43
BETWEEN 160.00-179.99	3.86	2.87	5.09	5.10	7.72	3.75	2.55	2.43	4.21	8.42
BETWEEN 180.00-199.99	4.67	3.52	4.56	4.79	5.84	5.19	4.70	3.30	3.96	4.84
BETWEEN 200.00-219.99	6.59	9.49	7.68	6.36	6.28	9.43	14.52	7.05	5.53	5.72
BETWEEN 220.00-239.99	5.09	6.30	6.53	6.30	6.04	6.40	8.02	6.79	4.30	6.56
BETWEEN 240.00-259.99	7.75	8.87	7.25	10.55	7.21	5.11	6.04	4.85	6.85	8.42
BETWEEN 260.00-279.99	8.29	8.06	8.22	8.58	6.23	8.33	12.47	8.72	6.49	7.51
ABOVE 280	43.37	38.38	39.86	26.97	34.18	51.67	43.07	58.23	53.22	36.27

PRICE RANGE	ORTHODOX					PRICE RANGE	DARJEELING		
% OF TEAS SOLD	2026/27		UP TO SALE 24			% OF TEAS SOLD	2026/27		UP TO SALE 24
	SALE 24	SALE 23	2026/27	2025/26	2024/25		SALE 24	SALE 23	2026/27
	BELOW 200	14.70	18.81	12.38	10.40		15.75	BELOW 300.00	18.69
BETWEEN 200.00-219.99	8.05	5.61	4.96	6.14	3.41	BETWEEN 301.00-400.99	6.24	13.23	9.27
BETWEEN 220.00-239.99	5.42	5.59	5.09	5.19	4.28	BETWEEN 401.00-500.99	6.01	15.22	12.01
BETWEEN 240.00-259.99	5.18	4.97	4.94	5.26	4.49	BETWEEN 501.00-600.99	41.87	35.20	19.64
BETWEEN 260.00-279.99	5.06	6.14	5.21	6.41	6.33	BETWEEN 601.00-700.99	15.94	14.27	9.42
ABOVE 280	61.58	58.88	67.43	66.60	65.74	ABOVE 701.00	11.24	12.33	38.99

FUTURE FRESH OFFERING (IN PACKAGES)															
SALE NO	THIS YEAR-2026 - 27					LAST YEAR-2025 - 26					DIFFERENCE				
	CTC LEAF	ORTH.	DARJ.	DUST	TOTAL	CTC LEAF	ORTH.	DARJ.	DUST	TOTAL	CTC LEAF	ORTH.	DARJ.	DUST	TOTAL
25	42315	57466	1532	20321	121634	49235	59297	2794	23701	135027	-6920	-1831	-1262	-3380	-13393
26	55167	66707	2063	26799	150736	49033	57938	1850	21129	129950	6134	8769	213	5670	20786
TOTAL	97482	124173	3595	47120	272370	98268	117235	4644	44830	264977	-786	6938	-1049	2290	7393



## CTTA BUYING (ALL TEAS) FOR THE SALE 24

CTTA BUYING (ALL TEAS) FOR THE SALE 24											
	CTC LEAF			DUST				TOTAL			
	SALE 24										
OFFER	17,89,159.6		Kgs	OFFER	9,19,899.4		Kgs	OFFER	27,09,059.0		Kgs
SOLD	13,96,061.3		Kgs	SOLD	6,68,411.4		Kgs	SOLD	20,64,472.7		Kgs
SOLD %	78%			SOLD %	73%			SOLD %	76%		
ZONES	KGS.	AVG.	%		Kgs	AVG	%		Kgs	AVG	%
W.India	3,90,042.5	280.67	28%	HUL	1,87,263.0	275.68	28%	W.India	5,06,695.5	275.11	25%
Local	2,49,494.5	208.52	18%	W.India	1,16,653.0	256.51	17%	HUL	3,25,991.9	266.19	16%
N.India	2,00,534.7	251.24	14%	Exports	96,208.0	288.47	14%	Local	2,94,531.5	207.83	14%
Others	1,47,564.0	317.31	11%	Others	66,846.4	266.49	10%	N.India	2,44,909.2	252.71	12%
HUL	1,38,728.9	253.37	10%	WI.Pack	61,766.5	314.94	9%	Others	2,14,410.4	301.47	10%
TCPL	87,184.2	159.10	6%	Local	45,037.0	204.02	7%	Exports	1,77,186.6	259.48	9%
WI.Pack	85,136.3	319.44	6%	N.India	44,374.5	259.33	7%	WI.Pack	1,46,902.8	317.55	7%
Exports	80,978.6	225.04	6%	S.India	19,517.0	201.33	3%	TCPL	1,06,391.7	168.70	5%
S.India	15,224.0	174.04	1%	TCPL	19,207.5	212.24	3%	S.India	34,741.0	189.37	2%
Packeteers	1,173.6	276.00	0%	Packeteers	6,561.5	230.36	1%	Packeteers	7,735.1	237.28	0%
				NI.Pack	4,977.0	274.09	1%	NI.Pack	4,977.0	274.09	0%
<b>Grand Total</b>	<b>13,96,061.3</b>	<b>255.09</b>	<b>100%</b>	<b>TOTAL</b>	<b>6,68,411.4</b>	<b>266.52</b>	<b>100%</b>	<b>TOTAL</b>	<b>20,64,472.7</b>	<b>258.79</b>	<b>100%</b>

	ORTHODOX			DARJEELING			
	SALE 24						
OFFER	14,11,698.2		Kgs	OFFER	76,368.5		Kgs
SOLD	12,47,559.2		Kgs	SOLD	23,290.3		Kgs
SOLD %	88%			SOLD %	30%		
ZONE	Kgs	AVG	%		Kgs	AVG	%
Middle East	4,08,245.3	273.44	33%	Local	11,576.4	467.88	50%
Others	2,94,207.2	333.95	24%	Others	7,880.3	544.49	34%
Exports	1,53,682.1	331.11	12%	HUL	1,905.4	572.05	8%
N.India	1,24,555.6	320.69	10%	Exports	1,148.8	536.70	5%
Local	1,04,833.8	318.91	8%	Domestic	235.8	637.61	1%
W.India	65,700.0	310.53	5%	TCPL	233.2	500.00	1%
CIS	49,753.7	350.49	4%	Other Exports	197.2	638.83	1%
Other Exports	26,599.1	348.51	2%	W.India	113.2	631.00	0%
Domestic	17,894.9	344.11	1%				
Packeteers	1,125.3	280.37	0%				
TCPL	962.2	588.76	0%				
<b>TOTAL</b>	<b>12,47,559.2</b>	<b>311.24</b>	<b>100%</b>	<b>TOTAL</b>	<b>23,290.3</b>	<b>510.00</b>	<b>100%</b>

## ASSAM CTC BATTING ORDER (GTAC+CTTA) Sale 14 to 24

MARK	2026-27		2025-26	
	KGS	AVG	KGS	AVG
DECKIAJULI	62336	523.58	56646	458.85
SOTAI	9119	515.07	4554	449.39
HOOKHMOL	33426	495.14	47695	489.20
GATOONGA	31679	452.80	16536	443.98
HALMARI	85205	447.56	117435	414.46
HATIMARA	32721	440.10	57368	422.01
DEOHALL	70640	400.96	119082	338.44
KAMARBUND	20360	393.12	17988	379.43
GELAKEY	37646	379.74	43524	381.05
BANAMALIE	29777	375.47	20502	410.06
SALKATHONI	31324	373.88	66992	394.74
DOOMNI	103915	372.03	74897	379.89
GHILLIDARY	27807	370.78	14921	364.87
JAMIRAH	13122	368.63	22842	344.67
LOHPOHIA	11542	364.55	12962	396.16
SILONIBARI	28762	363.92	46452	376.90
DOOMUR DULLUNG	77525	361.11	47721	393.64
BIJLEEJAN	103560	360.42	73291	366.72
HIRAJULI	18504	359.90	31126	400.90
HAJUA	60674	356.09	74059	336.98
DOOLAHAT	66604	353.01	88583	384.17
BORBAM	88438	352.20	47592	338.99
BORSAPORI	39222	351.47	63154	345.26
DEHA	48271	351.21	38974	343.25
KHARIKATIA	79920	350.58	60905	374.50

\* Above 5000 Kgs.

**DOOARS CTC BATTING ORDER (STAC+CTTA) Sale 14 to 24**

MARK	2026-27		2025-26	
	KGS	AVG	KGS	AVG
GHATIA ROYAL	131063	374.63	38000	334.47
BINAGURI	261172	356.31	173535	356.14
HOPE	100592	352.91	70427	312.62
KARTICK	96983	349.89	68630	381.47
JITI	212158	345.94	145509	316.94
RYDAK	160815	340.51	135236	333.48
ARYAMAN	33240	336.56	15646	335.63
BHATKAWA	52122	328.82	42389	323.07
DANGUAJHAR	179149	324.72	148077	288.46
GULMA	201121	323.56	150801	335.40
RHEABARI	103329	323.35	103057	303.72
MAINAKROYAALE	15537	321.09	18236	309.48
DALGAON	218713	319.17	156437	312.75
BARADIGHI	123141	318.37	113180	334.72
GRASSMOREROYAL	84123	317.33	0	0.00
MORAGHAT	181733	316.99	136168	312.78
KARALAVALLEYROYAL	68035	316.97	44325	320.18
ZURRANTEE	82011	315.59	60145	319.44
NEPUCHAPUR	108609	313.71	114271	325.69
MAUSOM	38125	313.34	38911	205.93
PAHARGOOMIAH	145229	312.67	134682	321.51
BIJALIMONI	38008	312.25	0	0.00
DIANA (RAMBARI)	47089	312.20	55558	295.05
CHULSA	15635	311.40	23262	328.88
PALASHBARI(ROYAL)	50662	310.76	29963	270.31

*\* Above 5000 Kgs.*

**ASSAM ORTHODOX BATTING ORDER (GTAC+CTTA) Sale 14 to 24**

MARK	2026-27		2025-26	
	KGS	AVG	KGS	AVG
MOKALBARI EAST	34558	416.57	92912	360.63
DEJOO	78229	407.51	57921	411.37
OAKLANDS	5367	394.04	20803	376.93
GREENTWIGS	12212	393.98	2958	380.47
HARMUTTY	80997	393.59	72221	400.78
DIKOM	96841	385.39	111391	366.83
MADHUTING	130379	383.29	153181	369.10
SESSA 'B'	79160	380.24	68185	364.16
MORANHIGHGROWN	5408	378.73	0	0.00
BORPATRA	83142	374.57	104718	366.30
NONAIPARA	102893	366.74	71173	332.92
SEAJULI	74243	365.25	61154	340.01
KOOMSONG	159873	364.27	228901	332.95
SINGLIJAN	55933	363.10	32845	338.59
MUTTUCK	79909	362.60	69465	353.14
BEESAKOPIE	154569	362.05	139811	323.76
HATTIALLI	88621	357.62	124140	353.71
DHELAKHAT	71518	357.05	104242	356.28
METHONI	71364	356.83	28054	369.64
BOKAKHAT	55340	356.06	39060	318.47
RAIDANG 'D'	137748	355.66	138454	343.18
NALANI	126586	352.92	147780	335.42
GINGIA	55177	351.23	30808	325.04
MAJULIGHUR	156193	350.58	101118	308.62
PENGAREE	142911	350.04	131291	350.13

*\* Above 5000 Kgs.*

## DARJEELING BATTING ORDER Sale 14 to 24

MARK	2026-27		2025-26	
	KGS	AVG	KGS	AVG
SUNGMA	1393	1275.46	1106	995.41
BARNESBEG (ORGANIC)	2178	1125.03	3741	602.95
CASTLETON	5951	983.52	10084	748.04
GIELLE	7485	944.43	2568	1302.69
MARGARET'S HOPE	9790	927.21	17529	665.12
BADAMTAM (ORGANIC)	3469	904.02	5248	637.46
THURBO	13966	861.41	17492	658.41
NAMRING	3142	828.31	2240	440.80
BALASUN	942	815.30	731	1116.38
TEESTA VALLEY	13202	814.00	4571	1182.30
NAMRING(UPPER)	4986	792.68	3164	572.66
PUTTABONG	3199	694.34	1105	817.27
MIM	3200	687.83	7126	583.75
GOPALDHARA	4317	678.17	2684	769.31
ORANGE VALLEY	1666	635.14	1911	501.20
SINGBULLI (ORGANIC)	696	625.96	1368	399.26
SEELYOK	1279	597.19	714	473.87
GLENBURN	17310	585.02	13794	537.06
SAMABEONG	540	533.92	1515	388.40
SINGELL	779	528.11	1551	497.19
ROHINI	5705	512.83	5102	541.91
PHUGURI	567	492.27	721	423.79
UPPER FAGU	15204	465.60	13862	417.45
GYA/MILLIKTHONG	729	422.33	1851	404.10
HILLTON	11760	419.11	10160	400.15

\* Above 500 Kgs.

Follow us on:

